

Narmada Macplast Drip Irrigation Systems Ltd.

Regd Office : Plot No. 119-120, Santej- Vadsar Road, At. Santej, Taluka : Kalol,
Dist.: Gandhinagar : 382721

Date: 18th January, 2013

To
Ms. Chitra Sekhar (DCS – CRD)
The Bombay Stock Exchange Limited
Phiroze Jeejeebhoy Towers,
Dalal Street, Fort,
MUMBAI – 400 001

Script Code: 517431

Sub: Clause 35


Pursuant to Clause 35 of the Listing Agreement, Please find enclosed herewith Shareholding Pattern for the quarter ended on 31st December, 2012.

Kindly find the same in order and oblige by taking the same on your records.

Thanking You

Yours faithfully

For Narmada Macplast Drip Irrigation Systems Ltd



Jiten Vagharia
Whole Time Director

Encl: As above

CC To: ✓ Sr. General Manager
Ahmedabad Stock Exchange Ltd.
Kamdhenu Complex, Ambawadi,
Ahmedabad – 380 015




SP SOLA HSB PO <380063>
EG1528422731N
Counter No:1, DP-Code:DPE
To:MS. CHITRA SEKHAR DC, THE BOMBAY STOCK EX
MUMBAI, PIN:400001
From:NARMADA MACPLAST DRIP IRRIGATI, AND
Wt:50grams,
Amt:39.00 , 23/01/2013 , 11:32
Taxes:Rs.4.00<<Track on www.indiapost.gov.in>>



Corresponding Add: A-16, Parul Nagar Society, 1st Flr, Bhuyangdev Char Rasta, Sola Road, Ghatlodia,
Ahmedabad - 380 061, Email: narmadadrip@yahoo.in, narmadadrip@gmail.com Website: www.narmadadrip.com


Statement Showing Shareholding Pattern

Category code	Category of Shareholder	Table I(a)				Shares Pledged or otherwise encumbered		
		Number of Shareholders	Total number of shares	Number of shares held in dematerialized form	Total shareholding as a percentage of total number of shares		Number of shares	As a percentage
					As a percentage of (A+B) ¹	As a percentage of (A+B+C)		
	(II)	(III)	(IV)	(V)	(VI)	(VII)	(VIII)	(IX) = (VIII)/(IV)*100
(A)	Shareholding of Promoter and Indian							
1								
(a)	Individuals/ Hindu Undivided Family	3	1574300	0	39.59	39.59	0	0.00
(b)	Central Government/ State Government(s)	0	0	0	0.00	0.00	0	0.00
(c)	Bodies Corporate	0	0	0	0.00	0.00	0	0.00
(d)	Financial Institutions/ Banks	0	0	0	0.00	0.00	0	0.00
(e)	Any Others(Specify)	0	0	0	0.00	0.00	0	0.00
	Sub Total(A)(1)	3	1574300	0	39.59	39.59	0	0.00
2	Foreign							
a	Individuals (Non-Residents Individuals/ Foreign Individuals)	0	0	0	0.00	0.00	0	0.00
b	Bodies Corporate	0	0	0	0.00	0.00	0	0.00
c	Institutions	0	0	0	0.00	0.00	0	0.00
d	Qualified Foreign Investor	0	0	0	0.00	0.00	0	0.00
e	Any Others(Specify)	0	0	0	0.00	0.00	0	0.00
	Sub Total(A)(2)	0	0	0	0.00	0.00	0	0.00
	Total Shareholding of Promoter and	3	1574300	0	39.59	39.59	0	0.00



Public shareholding									
I	Institutions								
(a)	Mutual Funds/ UTI	0	0	0	0	0.00	0.00	0.00	
(b)	Financial Institutions / Banks	0	0	0	0	0.00	0.00	0.00	
(c)	Central Government/ State Government(s)	2	48700	0	0	1.22	1.22	1.22	
(d)	Venture Capital Funds	0	0	0	0	0.00	0.00	0.00	
(e)	Insurance Companies	0	0	0	0	0.00	0.00	0.00	
(f)	Foreign Institutional Investors	0	0	0	0	0.00	0.00	0.00	
(g)	Foreign Venture Capital Investors	0	0	0	0	0.00	0.00	0.00	
(h)	Qualified Foreign Investor	0	0	0	0	0.00	0.00	0.00	
(i)	Any Other (specify)	0	0	0	0	0.00	0.00	0.00	
	Sub-Total (B)(1)	2	48700	0	0	1.22	1.22	1.22	N.A.
B 2	Non-institutions								
(a)	Bodies Corporate	15	84400	22600	2.12	2.12	2.12	2.12	
(b)	Individuals				0.00	0.00	0.00	0.00	
I	Individuals -i. Individual shareholders holding nominal share capital up to Rs 1 lakh	2741	1532100	18700	38.53	38.53	38.53	38.53	
II	ii. Individual shareholders holding nominal share capital in excess of Rs. 1 lakh.	12	734400	35700	18.47	18.47	18.47	18.47	
(c)	Qualified Foreign Investor	0	0	0	0.00	0.00	0.00	0.00	
(d)	Any Other (specify) NRI	1	1500	1500	0.04	0.04	0.04	0.04	
	HUF	2	1000	0	0.03	0.03	0.03	0.03	
	Sub-Total (B)(2)	2771	2353400	78500	59.18	59.18	59.18	59.18	N.A.
(B)	Total Public Shareholding (B)= (B)(1)+(B)(2)	2773	2402100	78500	60.41	60.41	60.41	60.41	N.A.
	TOTAL (A)+(B)	2776	3976400	78500	100.00	100.00	100.00	100.00	N.A.


(C)	Shares held by Custodians and again, which Depository Receipts have been issued											
1	Promoter and Promoter Group	0	0	0	0.00	0.00	0	0.00	0.00			
2	Public	0	0	0	0.00	0.00	0	0.00	0.00			N.A.
	Sub-Total (C)	0	0	0	0.00	0.00	0	0.00	0			
	GRAND TOTAL (A)+(B)+(C)	2776	3976400	78500	100.00	100.00	0	100.00	100.00			N.A.



(D)(b) Statement showing holding of securities (including shares, warrants, convertible securities) of persons belonging to the category "Promoter and Promoter Group"

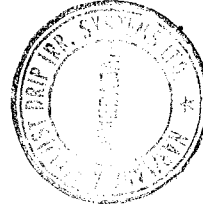
Sr. No.	Name of the shareholder	Details of Shares		Encumbered shares (*)		Details of warrants			Details of		Total shares (including underlying full conversion of warrants and convertible securities) as a % of diluted share capital
		Number of shares held	As a % of grand total (A)+(B)+(C)	No.	As a percentage	Number of warrants held	As a % total number of warrant of the same class	Number of convertible securities held	As a % total number of convertible securities of the same class		
(I)	(II)	(III)	(IV)	(V)	(VI)=(V)/(III)*100	(VII)	(IX)	(X)	(XI)	(XII)	
1	Vrajlal Vagharia	1563700	39.32	0	0.00	0.00	0	0	0	39.32	
2	Jiten V. Vagharia	5600	0.14	0	0.00	0.00	0	0	0	0.14	
3	Jiten V. Vagharia	5000	0.13	0	0.00	0.00	0	0	0	0.13	
	TOTAL	1574300	39.59	0	0.00	0.00	0	0	0	39.59	

(* The term "encumbrance" has the same meaning as assigned to it in regulation 28(3) of the SAST Regulations, 2011



(D)(c)(i) Statement showing holding of securities (including shares, warrants, convertible securities) of persons belonging to the category "Public" and holding more than 1% of the total number of shares

Sr. No.	Name of the shareholder	Number of shares held	Shares as a percentage of total number of shares {i.e., Grand Total (A)+(B)+(C) indicated in Statement at para (D)(a) above}	Details of warrants		Details of convertible		Total shares (including underlying shares assuming full conversion of warrants and convertible securities) as a % of diluted share capital
				Number of warrants held	As a % total number of warrants of the same class	Number of convertible securities held	% w.r.t total number of convertible securities of the same class	
1	Forfeiture Account	334700	8.41	0	0.00	0	0.00	8.41
2	Kantibhai Patel	98000	2.46	0	0.00	0	0.00	2.46
3	Saurin Indubhai Patel	65000	1.63	0	0.00	0	0.00	1.63
4	Prakash Rambhai Patel	65000	1.63	0	0.00	0	0.00	1.63
5	Jyotsanaben Patel	45000	1.13	0	0.00	0	0.00	1.13
	TOTAL	607700	15.28	0	0.00	0	0.00	15.28



(D)(c)(ii) Statement showing holding of securities (including shares, warrants, convertible securities) of persons (together with PAC) belonging to the category "Public" and holding more than 5% of the total number of shares of the company

Sr. No.	Name(s) of the shareholder(s) and the Persons Acting in Concert (PAC) with them	Number of shares	Shares as a percentage of total number of shares i.e., Grand Total (A)+(B)+(C) indicated in Statement at para	Details of warrants		Details of convertible		Total shares (including underlying shares assuming full conversion of warrants and convertible
				Number of warrants	As a % total number of warrants of the same class	Number of convertible securities held	% w.r.t total number of convertible securities of the same class	
1	Forfeiture Account	334700	8.41	0	0.00	0	0.00	8.41
TOTAL		334700	8.41	0	0.00	0	0.00	8.41




(I)(d) Statement showing details of locked-in shares

Sr. No.	Name of the shareholder	Number of locked-in shares	Locked-in shares as a percentage of total number of shares {i.e., Grand Total (A)+(B)+(C) indicated in Statement at para (I)(a) above}
1	NIL	0	0.00
TOTAL		0	0.00



(II)(a) Statement showing details of Depository Receipts (DRs)

Sr. No.	Type of outstanding DR (ADRs, GDRs, SDRs, etc.)	Number of outstanding DRs	Number of shares underlying outstanding DRs	Shares underlying outstanding DRs as a percentage of total number of shares {i.e., Grand Total (A)+(B)+(C) indicated in Statement at para (I)(a) above}
1	NIL	0	0	0.00
TOTAL		0	0	0.00



(II)(b) Statement showing holding of Depository Receipts (DRs), where underlying shares held by "promoter/promoter group" are in excess of 1% of the total number of shares

Sr. No.	Name of the DR Holder	Type of outstanding DR (ADRs, GDRs, SDRs, etc.)	Number of shares underlying outstanding DRs	Shares underlying outstanding DRs as a percentage of total number of shares {i.e., Grand Total (A)+(B)+(C) indicated in Statement at para (I)(a) above}
1	NIL	0	0	0.00
TOTAL				0.00

