

Narmada Macplast Drip Irrigation Systems Ltd.

Regd Office : Plot No. 119-120, Santej- Vadsar Road, At. Santej, Taluka : Kalol,
Dist.: Gandhinagar : 382721

Date: 30/05/2014

To,
Mr. S. Subramanian -DCS-CRD
BSE Limited
Phiroze Jeejeebhoy Towers,
Dalal Street,
Mumbai - 400 001

Security Code: 517431

Dear Sir,

**SUB: - SUBMISSION OF AUDITED FINANCIAL RESULTS FOR THE YEAR AND QUARTER
ENDED ON 31ST MARCH, 2014**

With reference to the above, we enclose herewith Audited Financial Results for the quarter and year ended on 31st March, 2014. The said results were considered, approved and taken on record by the Board of Directors of the Company at its meeting held on 30th May, 2014.

You are requested to please take the same on record & oblige.

Thanking you,

Yours faithfully,

For, NARMADA MACPLAST DRIP IRRIGATION SYSTEMS LIMITED


VRAJLAL VAGHASIA
MANAGING DIRECTOR &
COMPLIANCE OFFICER



Encl: As above

Correspondence Address : A-16, Parul Nagar Society, 1st Flr, Bhuyangdev Char
Rasta, Sola Road, Ghatlodia, Ahmedabad : 380 061

NARMADA MACPLAST DRIP IRRIGATION SYSTEMS LTD.
 Regd Office : Plot No. 119-120, Santej-Vadsar Road, At : Santej, Tal.: Kalol, Dist. : Gandhinagar.

**STATEMENT OF AUDITED FINANCIAL RESULTS FOR THE QUARTER
 ENDED 31ST MARCH, 2014**

PART - I


(Rs. In Lacs)

Sr. No.	Particulars	3 Months ended 31/03/2014	3 Months ended 31/03/2013	3 Months ended 31/12/2013	Accounting Year Ended 31/03/2014	Previous Accounting Year 31/03/2013
		(Audited)	(Audited)	(Unaudited)	(Audited)	(Audited)
1	Income from Operations					
	Net Sales/Income from Operations	0.23	1.72	0.00	0.78	25.23
	Total Income from Operations (net)	0.23	1.72	0.00	0.78	25.23
2	Expenses					
	a) Cost of materials consumed	0.00	0.00	0.00	7.83	8.31
	b) Purchase of stock-in-trade	0.00	0.00	0.00	0.00	0.00
	c) Changes in inventories of finished Goods, work-in-Progress and stock-in-trade	0.00	0.00	0.00	0.00	0.00
	d) Employee benefits expense	0.00	0.00	0.00	2.71	4.46
	e) Depreciation and amortisation expenses	3.91	4.92	0.00	4.33	4.92
	f) Other expenses	2.58	6.31	2.14	7.57	8.76
	Total Expenses	6.49	11.23	2.14	22.44	26.45
3	Profit / (Loss) from Operations before other income, finance costs and Exceptional item(1-2)	(6.26)	(9.51)	(2.14)	(21.66)	(1.22)
4	Other income	18.46	0.00	1.52	20.75	0.00
5	Profit / (Loss) from ordinary activities before finance costs and Exceptional items (3+4)	12.20	(9.51)	(0.62)	(0.91)	(1.22)
6	Finance costs	0.00	0.00	0.00	0.00	0.00
7	Profit / (Loss) from ordinary activities after finance costs but before Exceptional items (5-6)	12.20	(9.51)	(0.62)	(0.91)	(1.22)
8	Exceptional items	0.00	0.00	0.00	0.00	0.00
9	Profit (+)/Loss (-) from ordinary activities before tax (7+8)	12.20	(9.51)	(0.62)	(0.91)	(1.22)
10	Tax expense	0.00	0.00	0.00	0.00	0.00
11	Net Profit (+)/Loss (-) from ordinary activities after tax (9-10)	12.20	(9.51)	(0.62)	(0.91)	(1.22)
12	Extraordinary items(net of tax expenses)	0.00	0.00	0.00	0.00	0.00
13	Net Profit(+)/ Loss(-) for the period (11-12)	12.20	(9.51)	(0.62)	(0.91)	(1.22)
14	Paid-up equity share capital (Face value of Rs. 10/- per share)	345.07	345.07	345.07	345.07	345.07
15	Reserve excluding revaluation reserves as per balance sheet of previous accounting year	-	-	-	-	-
16i	Earnings Per Share(before extraordinary items)					
	a) Basic EPS before extraordinary items (Not to be Annualised)	0.00	0.00	0.00	0.00	0.00
	b) Diluted EPS before extraordinary items (Not to be Annualised)	0.00	0.00	0.00	0.00	0.00
16ii	Earnings Per Share(after extraordinary items)					
	a) Basic EPS after extraordinary items (Not to be Annualised)	0.00	0.00	0.00	0.00	0.00
	b) Diluted EPS after extraordinary items (Not to be Annualised)	0.00	0.00	0.00	0.00	0.00

PART - II

A PARTICULARS OF SHAREHOLDING						
1	Public Shareholding	2048700	2048700	2048700	2048700	2048700
	Number of Shares	56.55%	56.55%	56.55%	56.55%	56.55%
	Percentage of Shareholding					
2	Promoter and Promoter Group Shareholding					
	a) Pledged / Encumbered	Nil	Nil	Nil	Nil	Nil
	- Number. of Shares	N.A	N.A	N.A	N.A	N.A
	- Percentage of Shares (as a % of total shareholding of Promoter and Promoter Group)	N.A	N.A	N.A	N.A	N.A
	- Percentage of shares (as a % total Share capital of the Company)	N.A	N.A	N.A	N.A	N.A
	b) Non-encumbered	1574300	1574300	1574300	1574300	1574300
	- Number. of Shares					
	- Percentage of Shares (as a % of total shareholding of Promoter and Promoter Group)	100%	100%	100%	100%	100%
	- Percentage of shares (as a % total Share capital of the Company)	43.45%	43.45%	43.45%	43.45%	43.45%

Particulars		3 months ended 31.03.2014
B	INVESTOR COMPLAINTS	
	Pending at the beginning of the quarter (01.01.2014)	NIL
	Received during the quarter	NIL
	Disposed of during the quarter	NIL
	Remaining unresolved at the end of the quarter (31.03.2014)	NIL



Notes :


1	The Statutory Auditors of the Company have carried out the limited review of the results for the quarter ended on 31st March, 2014 .
2	The above results have been reviewed by the Audit Committee and subsequently approved by the Board of Directors at their meeting held on 30th May, 2014
3	Statement of Assets & Liabilities
4	Figures of last quarter are the balancing figures between audited figures in respect of the full financial year and the published year to date figures up to the third quarter of the current financial year.
5	Previous period/year figures have been regrouped/rearranged, wherever necessary.

FOR NARMADA MACPLAST DRIP IRRIGATION SYSTEMS LTD.

Place: Ahmedabad
Date: 30th May, 2014



Vrajlal Vagharia
Managing Director



S. D. Mehta & Co.

Chartered Accountants

16-A, Ghanshyam Avenue, Sattar Taluka Society, Opp. C.U. Shah College,
Nr. Incometax Under Bridge, Ahmedabad-380 014.

Auditor's Report On Quarterly Financial Results and Year to Date Results of the Company Pursuant to the Clause 41 of the Listing Agreement

To
Board of Directors of NARMADA MACPLAST DRIP IRRIGATION SYSTEMS LIMITED

We have audited the quarterly financial results of NARMADA MACPLAST DRIP IRRIGATION SYSTEMS LIMITED name of the company) for the quarter ended 31st March, 2014 and the year to date results for the period 1st April, 2013 to 31st March, 2014 attached herewith, being submitted by the company pursuant to the requirement of clause 41 of the Listing Agreement except for the disclosures regarding 'Public Shareholding' and 'Promoter and Promoter Group Shareholding' which have been traced from disclosures made by the management and have not been audited by us. These quarterly financial results as well as the year to date financial results have been prepared on the basis of the interim financial statements, which are the responsibility of the company's management. Our responsibility is to express an opinion on these financial results based on our audit of such interim financial statements, which have been prepared in accordance with the recognition and measurement principles laid down in Accounting Standard (AS) 25, Interim Financial Reporting, issued pursuant to the Companies (Accounting Standards) Rules, 2006 as per section 211(3C) of the Companies Act, 1956 or by the Institute of Chartered Accountants of India and other accounting principles generally accepted in India.

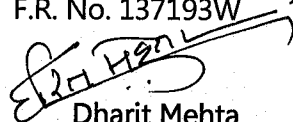
We conducted our audit in accordance with the auditing standards generally accepted in India. Those standards require that we plan and perform the audit to obtain reasonable assurance about whether the financial results are free of material misstatement(s). An audit includes examining, on a test basis, evidence supporting the amounts disclosed as financial results. An audit also includes assessing the accounting principles used and significant estimates made by management. We believe that our audit provides a reasonable basis for our opinion.

In our opinion and to the best of our information and according to the explanations given to us these quarterly financial results as well as the year to date results:

- (i) are presented in accordance with the requirements of clause 41 of the Listing Agreement in this regard; and
- (ii) give a true and fair view of the net profit and other financial information for the quarter ended 31st March, 2014 as well as the year to date results for the period from 1st April, 2013 to 31st March, 2014

Further, we also report that we have, on the basis of the books of account and other records and information and explanations given to us by the management, also verified the number of shares as well as percentage of shareholdings in respect of aggregate amount of public shareholdings, as furnished by the company in terms of clause 35 of the Listing Agreement and found the same to be correct.


For, S. D. Mehta & Co.
Chartered Accountants
F.R. No. 137193W


Dharit Mehta

Partner

M. No. 157873

Date: 30th May, 2014
Place: Ahmedabad



Contact : (O) 079-2754 1742 (M) +91 9727595108, +91 9879549579

(E) allsdm@yahoo.com

(Rs. in Lacs)

STATEMENT OF ASSETS AND LIABILITIES		
Particulars	As at 31/03/2014 Audited	As at 31/03/2013 Audited
EQUITY AND LIABILITIES		
Shareholders' Funds		
(a) Share Capital	345.07	345.07
(b) Reserves and surplus	-170.44	-169.97
Sub total- Shareholders' Fund	174.63	175.10
Share Application Money, Pending Allotment	13.50	13.50
Non-Current Liabilities		
(a) Long - term borrowings	54.95	55.68
(b) Deferred Tax Liabilities	-	-
Sub total- Non Current liabilities	54.95	55.68
Current Liabilities		
(a) Short - term borrowings	0.00	0.00
(b) Trade Payables	100.84	99.47
(c) Other current liabilities	4.85	3.95
(d) Short-term provisions	0.13	0.59
Sub total- Current liabilities	105.82	104.01
Total Equity and Liabilities	348.90	348.29
ASSETS		
Non-current assets		
(a) Fixed assets	38.22	42.12
(b) Investment	41.96	40.75
(b) Other non-current assets	171.14	169.17
Sub total- Non-Current Assets	251.32	252.04
current assets		
(a) Inventories	31.93	39.68
(b) Trade receivables	37.38	33.08
(c) Cash and cash equivalents	25.54	20.82
(d) Short-term loans and advances	2.73	2.67
Sub total- Current Assets	97.58	96.25
Total Assets	348.90	348.29

FOR NARMADA MACPLAST DRIP IRRIGATION SYSTEMS

Place: Ahmedabad
Date: 30th May, 2014



Vrajlal Vaghasia
Vrajlal Vaghasia
Managing Director